





TYPICAL SALINITY RANGES IN THE CHESAPEAKE BAY




Tidal fresh water
0-1 ppt



Low salinity
1-10 ppt



Moderate salinity
10-18 ppt



High salinity
18-30 ppt

