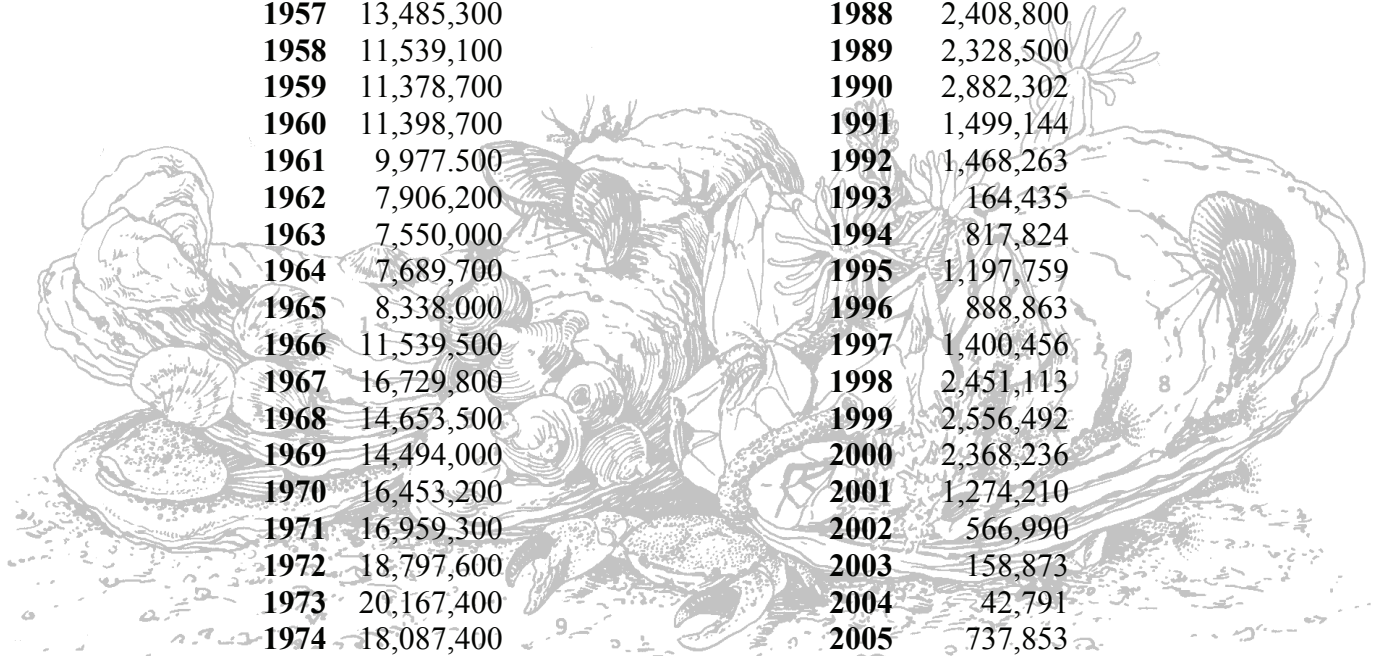


DATA


MARYLAND COMMERCIAL OYSTER LANDINGS IN POUNDS 1950 - 2010

1950	14,406,000	1981	15,547,600
1951	14,521,900	1982	12,263,200
1952	16,287,000	1983	7,435,100
1953	17,433,900	1984	8,011,900
1954	20,163,700	1985	8,591,900
1955	17,271,900	1986	7,959,000
1956	15,843,900	1987	3,821,700
1957	13,485,300	1988	2,408,800
1958	11,539,100	1989	2,328,500
1959	11,378,700	1990	2,882,302
1960	11,398,700	1991	1,499,144
1961	9,977,500	1992	1,468,263
1962	7,906,200	1993	164,435
1963	7,550,000	1994	817,824
1964	7,689,700	1995	1,197,759
1965	8,338,000	1996	888,863
1966	11,539,500	1997	1,400,456
1967	16,729,800	1998	2,451,113
1968	14,653,500	1999	2,556,492
1969	14,494,000	2000	2,368,236
1970	16,453,200	2001	1,274,210
1971	16,959,300	2002	566,990
1972	18,797,600	2003	158,873
1973	20,167,400	2004	42,791
1974	18,087,400	2005	737,853
1975	16,202,400	2006	273,894
1976	14,696,400	2007	317,080
1977	12,885,800	2008	249,441
1978	14,183,700	2009	497,971
1979	13,309,800	2010	430,004
1980	14,752,500		

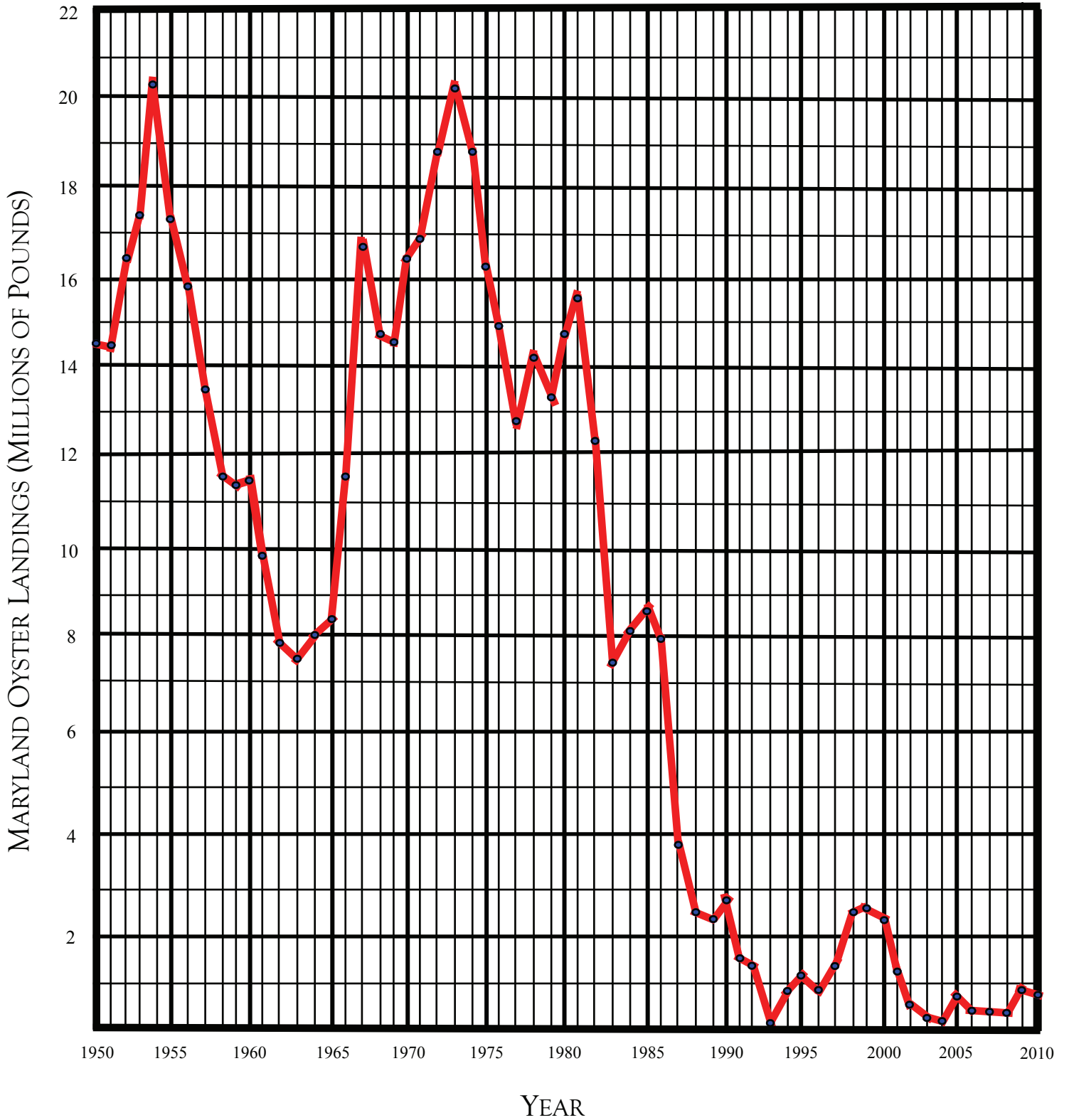



DATA SOURCE: National Marine Fisheries Service www.st.nmfs.gov/commercial-fisheries/commercial-landings/annual-landings/index

***HISTORIC NOTE:** In 1880, during the “Golden Years” of the Chesapeake Bay oyster industry, 14 million *bushels* of oysters were harvested from Maryland and Virginia waters, totaling well into the hundreds of millions of pounds.



MARYLAND COMMERCIAL OYSTER LANDINGS 1950 - 2010





MARYLAND COMMERCIAL OYSTER LANDINGS 1950 - 2010

